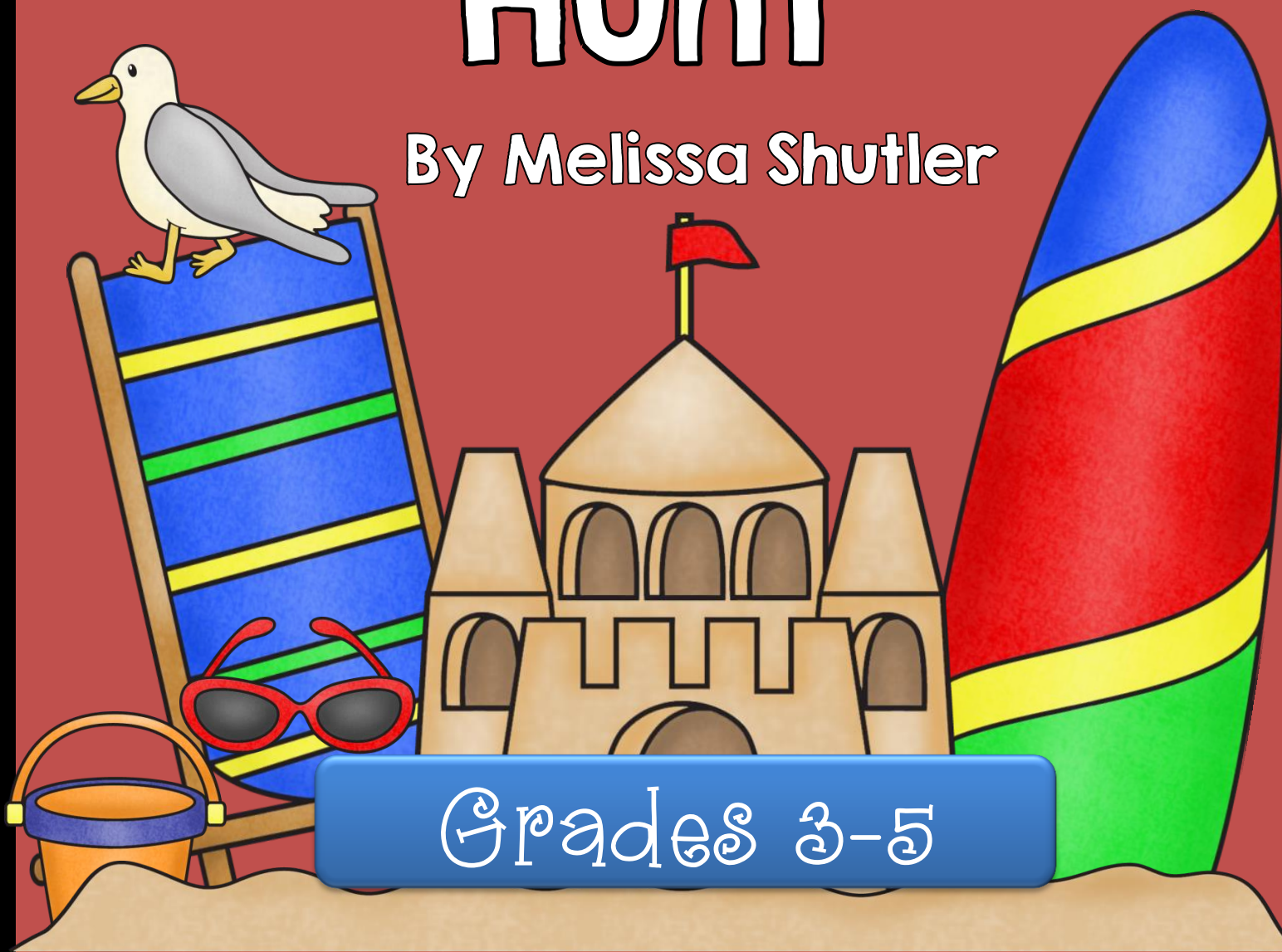


End of the Year Outdoor Math Scavenger Hunt


By Melissa Shutler




Grades 3-5

How to Use this Activity:


1. Select which clues you would like to include according to your preference and grade level. There are 12 total.
2. Copy and staple the clue books for students. I copied it using the “magazine sort” setting on the copier, and it was super cute and easy to put together!
2. Go over the clues with students before going outside.
3. Give students outdoor boundaries.
4. Give students a ruler to take with them.
5. Have fun!





Math Outdoor Scavenger Hunt


Name _____



Angle Clue

Find an example of each of the three types of angles outside.

acute angle	right angle	obtuse angle



Symmetry Clue

Find and draw an outdoor object that has symmetry. Does it have vertical (up and down) or horizontal (side to side) symmetry?



Length Clue

Measure ten leaves in inches or centimeters. Keep track of the measurements on this line plot.





Shape Glue

Find three things outside that are shaped like a quadrilateral
(a 4-sided shape).

1. _____
2. _____
3. _____



Measurement Glue

Search for things you could measure using the units below.
Write at least two examples in each column.

meters	kilograms	liters



Fraction Glue

Write two fractional sentences about things you see outside.

Example: $12/20$ of the windows are open.

a. _____

b. _____



Multiplication Glue

You can compare the number of objects you see using multiplication. Fill in the blanks with something you see.

Example: I see 5 times as many trees as bushes.

I see _____ times as many _____ as _____.


What two objects did you compare? _____

How many of each object did you see? _____



Vocabulary Clue

Sit in a comfy area and write ten math words that you learned over the year.



Patterns Clue

Look for patterns that occur outside. List 3 examples of patterns that you see. Are they growing or repeating patterns?

1. _____
2. _____
3. _____




Equal Parts Clue

Find an example of something that is partitioned.
(Divided into equal parts) Draw it below and then write a
fraction to go with the picture.



Graph Clue

Ask ten friends what their favorite recess activity is. Then
create a pictograph to show your data.



Real Life Clue

Write how someone could use one of these math concepts in real life on your playground.

Area and perimeter
Decimals

Division
Elapsed time



Final Reflection:

How did you become a better math student this year?

Thanks for your download!
Visit my store for more activities
for grades 3-5!

www.teacherspayteachers.com/Store/Melissa-Shutler



Please visit my blog!

<http://evidenceoflearningblog.wordpress.com/>

Melissa Shutler

Thanks to:

